
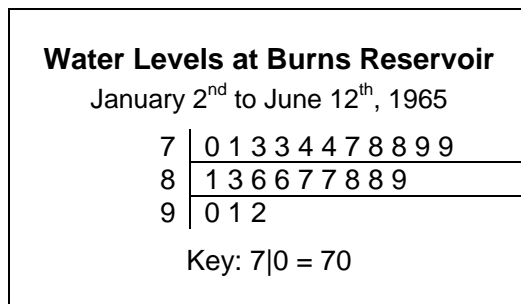




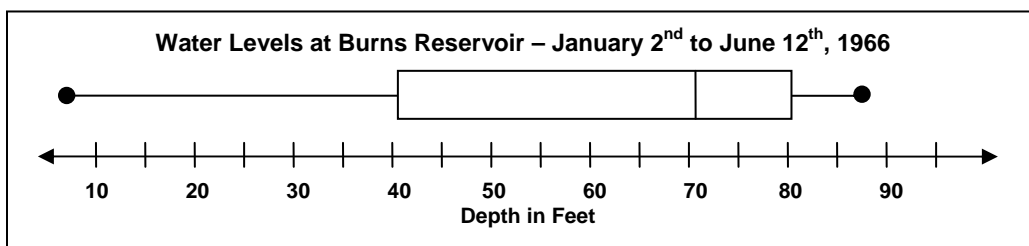
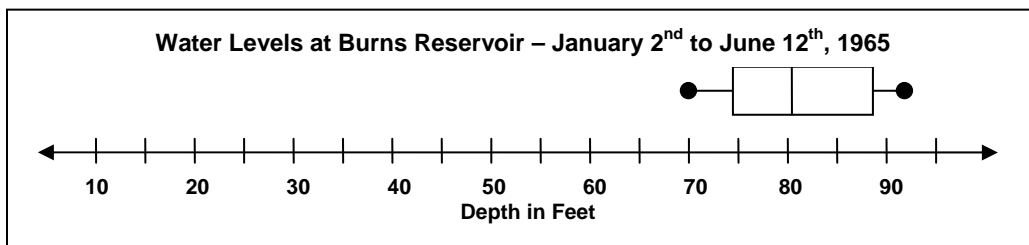
Table:

Stem-and-Leaf Plots:

| Water Levels at Burns Reservoir 1965 and 1966 | | |
|--|------------|------------|
| Date | Level 1965 | Level 1966 |
| 1/2 | 73 ft. | 73 ft. |
| 1/9 | 73 ft. | 71 ft. |
| 1/16 | 70 ft. | 69 ft. |
| 1/23 | 71 ft. | 71 ft. |
| 1/30 | 74 ft. | 70 ft. |
| 2/6 | 74 ft. | 74 ft. |
| 2/13 | 77 ft. | 78 ft. |
| 2/20 | 78 ft. | 80 ft. |
| 2/27 | 79 ft. | 81 ft. |
| 3/6 | 86 ft. | 85 ft. |
| 3/13 | 89 ft. | 83 ft. |
| 3/20 | 92 ft. | 87 ft. |
| 3/27 | 91 ft. | 87 ft. |
| 4/3 | 88 ft. | 85 ft. |
| 4/10 | 87 ft. | 65 ft. |
| 4/17 | 90 ft. | 53 ft. |
| 4/24 | 87 ft. | 50 ft. |
| 5/1 | 88 ft. | 41 ft. |
| 5/8 | 86 ft. | 27 ft. |
| 5/15 | 83 ft. | 22 ft. |
| 5/22 | 81 ft. | 11 ft. |
| 5/29 | 79 ft. | 7 ft. |
| 6/4 | 78 ft. | 5 ft. |



Box-and-Whisker Plots:



Compare all three tables and plots on this page. What are the advantages and disadvantages of each one?